Improving together

AGLAE 2027

CATALOGUE OF EXTERNAL QUALITY ASSESSMENT

Medical biology - Hospital hygiene

Water microbiology



AGLAE Association
Parc des Pyramides
427 rue des Bourreliers
59320 Hallennes lez Haubourdin
France
☎ +33 (0)3 20 16 91 40
www.association-aglae.fr
contact@association-aglae.fr

Content

New in 2027 and special features	2
EQA in the fields of medical biology, hospital hygiene and water microbiology	3
Participate in AGLAE's External Quality Control	4
Additional information on AGLAE's tests	5 - 6
Additional services	7
Programmes' description: content, caption, glossary of the matrices	8
Description of the programmes, fees	9 - 51
Medical biology	9 - 26
Waters for medical use	27 - 33
Water microbiology	34 - 51
General conditions of registration for the proficiency tests	52 - 53

New in 2027 and special features

New EQAs / New PTs in the catalogue

Water microbiology

- ✓ 37A *Salmonella* in waste waters* - provided under our accreditation scope
- ✓ 37B *Salmonella* in saline waters*

* *Proficiency tests provided previously but introduced during the year, 'outside the catalogue'*

New or modifications in some EQA / PTS

(introduced in programmes existing in 2026)

Medical biology

- ✓ 80 'Cytobacteriology of urines (ECBU)' and 87 'Cytobacteriology of the cerebrospinal fluid - Bacteriology: culture and PCR': to meet your expectations, bacteriological analyses (colony counts and results from a nomogram) and cytology have been simplified to a single measurement per tube, whilst maintaining the reliability of the assessment thanks to our historical data.
- ✓ 89 'Blood culture - fungaemia: culture and PCR': analysis of beta-D-Glucans possible (overview of qualitative results)
- ✓ 118 'Antimicrobial Susceptibility Testing by diffusion - disk method and molecular biology on resistant strains': receipt of a resistant strain, also intended for the detection of resistance genes by PCR and screening for MRB (Multi-Resistant Bacteria) / eHRB (emerging Highly-Resistant Bacteria)
- ✓ 119 'Screening for *Streptococcus agalactiae* or streptococcus B': detection of streptococcus B possible by PCR and assignment of a specific ranking for the PCR detection.

Now under accreditation: somatic coliphages in waste waters and fresh waters (M130)

The EQA 118C 'Antimicrobial Susceptibility Testing - RAST method' is not conducted in 2027 due to an insufficient number of registered participants in 2026.

External Quality Assessments in medical biology

AGLAE provides EQAs that **check the analytical phase for each biological sample** (matrix) and other EQAs focused on the **control of some critical steps** (sub-process).

Should there be any differences between the French and English versions of this document, the French version shall prevail.

EQA in the fields of medical biology, hospital hygiene and water microbiology

⇨ *Click on the programme's name to read its description*

Medical biology	page
80 Cytobacteriology of urines	10
80A Urinary antigens - *Legionella*	11
80B Urinary antigens - pneumococcus	12
84 Bacteriology of stool: culture and PCR	13
85 Blood culture - bacteraemia - Complete analysis: culture and PCR	14
85A Blood culture - qualitative culture	15
87 Cytobacteriology of the cerebrospinal fluid - Bacteriology: culture and PCR	16
88 Bacteriology of bronchopulmonary samples	17
89 Blood culture - fungaemia: culture and PCR	18
119 Screening for *Streptococcus agalactiae* or streptococcus B	19
Control of some critical steps (sub-process)	page
117 Bacteriology - Microscopic examination **in neutral solution** - Wet mount and Gram stain	20
117A Bacteraemia - Microscopic examination **in blood** - Wet mount and Gram stain	21
118 Antimicrobial Susceptibility Testing by diffusion - disk method and molecular biology on resistant strains	22
118A Antimicrobial Susceptibility Testing by diffusion - gradient method (MIC strips)	24
118B Antimicrobial Susceptibility Testing - Broth microdilution method	25
131 Manual cytology - Approach to measurement uncertainties	26

Waters for medical use	page
82 Endotoxins in waters as described in the pharmacopoeia	28
83A Microbiology in waters similar to dialysate	29
83B Microbiology in waters similar to endoscope verification solutions	30
86 Indicator germs by filtration in bacteriologically controlled waters	31
86A Non-tuberculous mycobacteria in waters for medical use	32
86B Indicator germs in waters similar to pharmaceutical process waters	33

Water microbiology	page
11 Microbial indicators of faecal contamination by MPN method	35
30 Microbiology in clean waters	36
30A Spores of SRA and *Clostridium perfringens* in fresh waters and waste waters	38
31 *Pseudomonas aeruginosa* and pathogenic staphylococci in clean waters	39
31A Pathogenic staphylococci in saline waters	40
32 *Legionella* and *Legionella pneumophila* in clean waters by culture	41
33 *Legionella* and *Legionella pneumophila* in waste waters by culture	42
35 *Legionella* and *Legionella pneumophila* in clean waters by PCR	43
36 *Legionella* and *Legionella pneumophila* in waste waters by PCR	44
37 *Salmonella* in fresh waters	45
37A *Salmonella* in waste waters New to the catalogue	46
37B *Salmonella* in saline waters New to the catalogue	47
38 Yeasts in clean waters	48
38A Mould in clean waters	49
39 Vegetative cells and spores of *Clostridium perfringens*	50
130 Bacteriophages in waters	51

In red: modifications compared to the 2026 scheme.

Conduct of the programmes subject to a sufficient number of participants.

For each programme's description, you will find the technical content of the test: test samples volumes, parameters, matrices, delivery month… *The samples' delivery months are given for information only.*
Note that transport costs are not included in the EQA price and are invoiced in addition.

Find the programmes related to Cosmetics – Environment in the 2nd catalogue of AGLAE's tests

Participate in AGLAE's External Quality Control



A WAY OF WORKING THAT PROVIDES YOU WITH THE HIGHEST STANDARD OF RESULTS WITH CONFIDENTIALITY AND IMPARTIALITY

Each step of the way, AGLAE is there supporting you.

REGISTRATIONS FOR PROFICIENCY TESTING ARE DONE KNOWING THE WHOLE PROCESS, WITH A DETAILED AND RIGOROUS SCHEDULE



- ✓ The number of evaluations per year for each parameter is specified in the catalogue.
- ✓ AGLAE uses "express" shipments for your samples and makes sure of their distribution to your laboratory.
- ✓ Sufficient time to report your analytical results.
- ✓ Via your member area, **enter your results and find instructions, assigned codes, reports, summaries of your results, certificate of participation**…

THE OPTIMISATION OF RISK MANAGEMENT FOR YOUR LABORATORY



You receive test samples close to those analysed in routine (materials ready for analysis) which enable you to validate the analytical chain from the receipt of the sample to the report of the result.

You have a better visibility of potential anomalies through:

- ✓ An appropriate test design (duplicate samples, repeated measurements),
- ✓ A large number of participants: around 150 laboratories for the blood culture (complete analysis) and 100 for the cytobacteriology of urines.

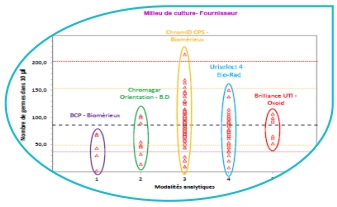

AGLAE's detailed study:

- ✓ Influence of the analytical methods, manufacturers (equipment and consumables)? Differences between peer groups? … factors that we study to help you identify the origin of any anomalies.
- ✓ For waters intended for medical use and water microbiology, estimation of your own uncertainties in microbiology.
- ✓ In medical biology, for some specific strains, the expertise of the French Reference Centre concerned enables you to compare your results with those of an entity recognised by the profession.
- ✓ **A personalised report validated by experts of the field** for most tests (list of the members at the end of the report).

ATTRACTIVE DISCOUNTS, PAYMENT CONDITIONS MADE EASIER

- Choose among the various programmes and benefit from discounts up to 15%,
- Possible payment in 2 or 3 instalments depending on the amount of your participation.
- Payment possible by cheque (in €), bank transfer, credit card on https://www.helloasso.com/associations/a-g-l-a-e/paiements/aglae

Amount of your invoice *(excluding transport cost)*	Discount
€ 3000 ≤ Amount < € 6000 excl. VAT	**5%**
€ 6000 ≤ Amount < € 9000 excl. VAT	**10%**
Amount ≥ € 9000 excl. VAT	**15%**

Additional information on AGLAE's tests

Externally provided products and services

Standards, reagents, consumables, packaging and bottles are supplied by various external service providers. Some matrices may also be provided by external service providers.
Samples' transport is entrusted to external service providers.
Analyses related to homogeneity and stability checks may be entrusted to external service providers.

Preparation of the test samples



The test samples of interlaboratory comparisons are prepared and packaged by AGLAE and for some tests by partner laboratories, with the objective to be as close as possible to your routine samples.
Please note: this does not mean that test materials systematically have similar concentration levels to the samples regularly analysed in the laboratory.
For parameters included in water quality controls (in particular microbiology), proficiency tests are organised to confront participants with pollution situations: levels are close to or beyond regulation values.

⇨ Concentration ranges targeted for the various parameters are available on request.

At least one test per scheme will have concentration levels lower than 15 times the set quantification limit where possible while ensuring the same quality of the test, this for the relevant 'parameter-matrix' pairs concerned by the order issued by the French Ministry of Environment.

Implementation of the analyses



The analyses undertaken as part of AGLAE's interlaboratory comparisons must be carried out like your **routine analyses** with the method of your choice.
However, analyses must start **as soon as possible**, in particular during the recommended period to start the sample treatment (PRDT). This period corresponds to the period during which the quality of test materials is considered optimal. Beyond this period, defects can occur and interfere with the assessment of your analytical performances.
If your laboratory cannot meet this period, it is up to you whether or not to perform the analyses.
To test another method or evaluate a technician, you may order additional test samples. They will be delivered at the same time as your samples for the interlaboratory comparison.

Assessment of your analytical performance

The value assigned to the material and the standard deviation for assessing suitability are determined, except in exceptional cases, based on the participants' results. Data processing is carried out with results obtained from all methods and in accordance with normative documents.

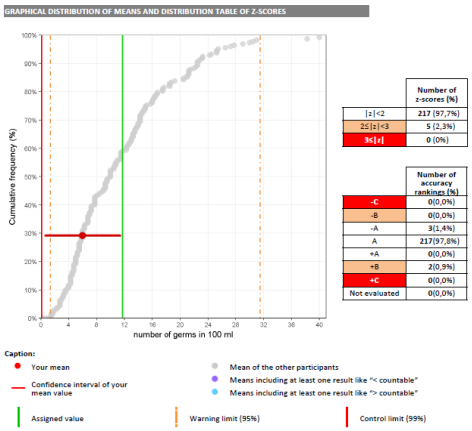

The analytical performance of laboratories is assessed in terms of both accuracy and repeatability.

In biology: the evaluation is presented via a qualitative ranking that expresses the quality of the analysis. Z-scores and, for some tests, squared standard deviations 'u²', which relate to the technical over-dispersion compared to Poisson's distribution (measurement uncertainty), are also provided to participants.

An interlaboratory comparison test report is sent ideally 3 weeks after the test closure. Reports are clear and adapted to several reading levels.
They are personalised with your results and translated into English, except for some tests (in particular in medical biology) to date.

TO VIEW AN EXAMPLE OF TEST REPORT, CLICK ON THE ONE LIKELY TO INTEREST YOU:

'Water microbiology'

'Medical biology' (not translated yet)

Additional services



Additional test samples to test another method, evaluate a technician

- ✓ Test samples available for almost all the tests at half price.
- ✓ Besides your usual distribution, you receive one (or several) additional parcel(s).
- ✓ The results of these samples are not statistically processed by AGLAE but for most tests you get a sheet **in your results file** where to **calculate your z-score**. Note that this sheet can also be used in case of unit error, incorrect results' report, etc.

*⇒ Check the **list of samples and their price on your Member Area** (Downloads / Catalogues) and contact us to receive a quote. These additional samples need to be ordered after your registration for the test and up to 2 weeks before the shipment. Please note that they are available in limited quantities.*



Training sessions in microbiology: one topic provided in English

Two-day online session to become operational for:
Characterising a microbiological method according to ISO 13843* in order to validate it.

With ISO 13843: 'Water quality - Requirements for establishing performance characteristics of quantitative microbiological methods'

⇒ Find the programme on our web site, section Training. Should you be interested in inter or intra laboratory sessions, please contact us.



Customised service: 'Performance characteristics of microbiological methods'

Do you need to characterise specific methods?
AGLAE can provide support to establish methods performance characteristics, in conformity with ISO 13843 'Water quality — Requirements for establishing performance characteristics of quantitative microbiological methods'. Benefit from AGLAE's technical and statistical experience to validate your microbiological method.
⇒ Should you have such needs, contact us to study your request together and issue a quote.



Summary of your results for water microbiology and water for medical use PTs

Gather at any time your results and performance: for a selected period, your results are grouped in an Excel file; this is a tool to support you in your Internal Quality Control, your audits…

Programmes' description

One programme includes from 1 to 4 proficiency tests (= rounds).
Prices specified in the catalogue are for the complete programme, which corresponds to several rounds most of the time.
When purchasing a complete programme, the price per test is lower.

Caption

This logo shows that the programme is accredited by LABORATORIES section in compliance with ISO/IEC 17043.

Glossary of the matrices used

Name of the matrix for **environmental biology**	**Below the matrices that can be used, alone or mixed, to comply with the representativeness of the specified matrix**									
	public drinking waters	bottled waters	waters from rivers or lakes	water from well or drill	waste waters from WWTP	sea water	domestic hot waters	water from industrial origin	swimming pool waters	Synthetic waters
Bathing freshwaters			**X**							
Bathing saline waters						**X**				
Saline waters						**X**				**X**
Surface waters Fresh waters			**X**							**X**
Clean waters	**X**	**X**		**X**			**X**		**X**	
Waste waters					**X**					**X**
Waste waters (for *Legionella* tests)			**X** non-filterable					**X**		**X**

WWTP: Waste Water Treatment Plant

Name of the matrix for **Biology of waters for medical use**	**Below the matrices that can be used, alone or mixed, to comply with the representativeness of the specified matrix**		
	Pyrogen-free sterile distilled water	Deionised water	Water for injections
Waters for medical use	**X**	**X**	**X**
Pharmaceutical waters	**X**		**X**

MEDICAL BIOLOGY



PROGRAMME 80: CYTOBACTERIOLOGY OF URINES

Synthetic urine containing a pathogenic strain for bacteriological analysis and cytological examination (after reconstitution of a concentrate).

€ 350 excl. VAT - total amount for 4 tests (excluding transport costs)

103 participants in 2026 – EXPERIENCE: 15 YEARS

4 TESTS AVAILABLE / YEAR - URINE SENT IN A REFRIGERATED PARCEL

Month	1	2	3	4	5	6	7	8	9	10	11	12
Test	**27M80.1**			**27M80.2**					**27M80.3**			**27M80.4**

Please check the registration deadline prior to shipment: general schedule of the tests.

Parameters to analyse for each EQA	Number of tubes	Volume per tube	Number of measurements per parameter and per tube
Cytology: enumeration of red and white blood cells	1[2]	7 mL	1
Bacteriology: bacterial count, identification, AST*, resistance phenotype[1]	**1**	8 mL	**1**

[1] parameter not covered by accreditation (see general conditions of registration)
[2] Receipt of a 7 mL tube and a concentrate for reconstituting the sample.

**AST: Antimicrobial Susceptibility Testing*

CONTENTS OF THE EQA REPORT - The documents of this External Quality Assessment are not translated into English.



Bacteriology:

- **Analytical workflow**: colony counts and results from a nomogram optimized for a single tube and a single replicate (simplified sampling, however, reliability guaranteed through historical data) to meet your expectations.
- Assessment of colony counts and / or results from a nomogram according to your practices,
- Assessment of the strain's identification,
- AST: assignment of errors (minor, major or very major) for the most tested antibiotics,
- Resistance phenotype: overview and conclusion on the resistance mechanisms.

Cytology:

- Assessment all methods together (z-score and qualitative ranking),
- Assessment per peer group (manual analysis / automated systems Sysmex / automated systems IRIS Beckman / other automated systems subject to the number of users).

SPECIAL FEATURES

Assessment of several technicians / several techniques: report of referent results and up to 5 additional results (cytology, identification and semi-quantitative enumeration).

Other recommended External Quality Assessments:

- **Programme 117** 'Bacteriology - Microscopic examination in neutral solution - Wet mount and Gram stain'
- **Programme 80A** 'Urinary antigens - *Legionella*'
- **Programme 80B** 'Urinary antigens - pneumococcus'
- **Programme 131** 'Manual cytology – Approach to measurement uncertainties'

Recommended period to start the sample treatment (PRDT):
time interval during which the quality of test materials is optimal (in number of days)

Bacteriology, cytology	D_0 + 1

D_0: Day the samples are sent to all the participants (for most proficiency tests, Tuesday)

PROGRAMME 80A: URINARY ANTIGENS - *LEGIONELLA*

Detection using urine antigen tests for Legionella pneumophila serogroup 1 (positive or negative) on several batches presenting different concentration levels.

€ 198 excl. VAT - total amount for 2 tests (excluding transport costs)

42 participants in 2026 - EXPERIENCE > 5 YEARS



Need to test another method, evaluate your staff?
Order **additional test samples** (parcel in its entirety): **€ 50 excl. VAT** (excluding transport costs)

2 TESTS AVAILABLE / YEAR - URINE SENT IN A REFRIGERATED PARCEL

Month	**1**	2	3	4	5	**6**	7	8	9	10	11	12
Test	**27M80A.1**					**27M80A.2**						

Please check the registration deadline prior to shipment: general schedule of the tests.

Parameters to analyse for each EQA	Number of tubes	Volume per tube	Number of measurements per parameter and per tube
Detection of *Legionella pneumophila* urinary antigens	3	5 ml	1

DESCRIPTION OF THE EQA



3 tubes with different levels of bacterial load are to be analysed.

Of the three tubes sent, one contains a strain of *Legionella pneumophila* serogroup 1. The others may contain other genera, species, or serogroups, or no strain at all.

The reading methods (manual (by eye) or automatic) are systematically compared and taken into account in the assessment.

Performance assessed with the assignment of a “qualitative ranking” per EQA.

SPECIAL FEATURES

Assessment of several technicians / several techniques: report of referent results and up to 5 additional results.

Other recommended External Quality Assessment:
↳ **Programme 80B** ‘Urinary antigens – pneumococcus’

Recommended period to start the sample treatment (PRDT): time interval during which the quality of test materials is optimal (in number of days)	
Detection of *Legionella pneumophila* urinary antigens	D_0 + 1

D_0: Day the samples are sent to all the participants (for most proficiency tests, Tuesday)

PROGRAMME 80B: URINARY ANTIGENS - PNEUMOCOCCUS

Detection using urine antigen tests for Streptococcus pneumoniae (positive or negative) on several batches presenting different concentration levels.

€ 200 excl. VAT - total amount for 2 tests (excluding transport costs)

31 participants in 2026 - EXPERIENCE > 5 YEARS



Need to test another method, evaluate your staff?
Order **additional test samples** (parcel in its entirety): **€ 50 excl. VAT** (excluding transport costs)

2 TESTS AVAILABLE / YEAR - URINE SENT IN A REFRIGERATED PARCEL

Month	1	2	3	**4**	5	6	7	8	9	10	11	**12**
Test				**27M80B.1**								**27M80B.2**

Please check the registration deadline prior to shipment: general schedule of the tests.

Parameters to analyse for each EQA	Number of tubes	Volume per tube	Number of measurements per parameter and per tube
Detection of pneumococcal urinary antigens	3	5 ml	1

DESCRIPTION OF THE EQA



3 tubes with different levels of bacterial load are to be analysed.

The reading methods (manual (by eye) or automatic) are systematically compared and taken into account in the assessment.

Performance assessed with the assignment of a “qualitative ranking” per EQA.

SPECIAL FEATURES



Assessment of several technicians / several techniques: report of referent results and up to 5 additional results.

Other recommended External Quality Assessment:

↳ **Programme 80A** ‘Urinary antigens – *Legionella*’

Recommended period to start the sample treatment (PRDT): time interval during which the quality of test materials is optimal (in number of days)	
Detection of pneumococcal urinary antigens	$D_0 + 1$

D_0: Day the samples are sent to all the participants (for most proficiency tests, Tuesday)

PROGRAMME 84: BACTERIOLOGY OF STOOL: CULTURE AND PCR

Synthetic stool containing a pathogenic strain and commensal flora for bacteriological analysis.

€ 626 excl. VAT - total amount for 4 tests (excluding transport costs)

34 participants in 2026 - EXPERIENCE > 10 YEARS



Need to test another method, evaluate your staff?
Order **additional test samples** (parcel in its entirety): **€ 80 excl. VAT** (excluding transport costs)

4 TESTS AVAILABLE / YEAR - STOOL SENT IN A REFRIGERATED PARCEL

Month	1	2	3	4	5	6	7	8	9	10	11	12
Test	**27M84.1**					**27M84.2**			**27M84.3**		**27M84.4**	

Please check the registration deadline prior to shipment: general schedule of the tests.

Parameters to analyse for each EQA	Number of tubes	Quantity per tube	Number of measurements per parameter and per tube
Bacteriology: detection and identification of the pathogenic bacterial strain by culture and/or PCR, AST*, resistance phenotype [1]	1	a few grams	1
[1] parameter not covered by accreditation (see general conditions of registration)			

*AST: Antimicrobial Susceptibility Testing

CONTENTS OF THE EQA REPORT - The documents of this External Quality Assessment are not translated into English.



Bacteriology: assessment of the pathogenic bacterial strain's identification by culture and/or PCR.

AST: assignment of errors (minor, major or very major) for the most tested antibiotics.

Resistance phenotype: overview and conclusion on the resistance mechanisms.

Assessment of the pathogen's detection by PCR for at least 2 out of the 4 EQAs. The materials sent mimic biological samples containing strains that reflect daily practice.

SPECIAL FEATURES

Other recommended External Quality Assessment:

↳ **Programme 117** 'Bacteriology - Microscopic examination in neutral solution - Wet mount and Gram stain'

Recommended period to start the sample treatment (PRDT):
time interval during which the quality of test materials is optimal (in number of days)

Bacteriology	D_0 + 1

D_0: Day the samples are sent to all the participants (for most proficiency tests, Tuesday)

PROGRAMME 85: BLOOD CULTURE – BACTERAEMIA
COMPLETE ANALYSIS: CULTURE AND PCR

Blood containing a pathogenic strain for microbiological analysis.

€ 570 excl. VAT - total amount for 4 tests (excluding transport costs)

151 participants in 2026 - EXPERIENCE > 10 YEARS



Need to test another method, evaluate your staff?
Order **additional test samples** (parcel in its entirety): **€ 75 excl. VAT** (excluding transport costs)

4 TESTS AVAILABLE / YEAR - BLOOD SENT IN A REFRIGERATED PARCEL

Month	1	**2**	3	4	5	**6**	7	8	**9**	10	**11**	12
Test		**27M85.1**				**27M85.2**			**27M85.3**		**27M85.4**	

Please check the registration deadline prior to shipment: general schedule of the tests.

Parameters to analyse for each EQA	Number of tubes	Volume per tube	Number of measurements per parameter and per sample
Bacteraemia: detection, identification by culture and/or PCR, time-to-positivity, AST*, resistance phenotype[1]	2 tubes = 1 sample	10 mL[2]	1 (aerobic) and 1 (anaerobic)

[1] parameter not covered by accreditation (see general conditions of registration)
[2] the sample volume will be adjusted according to the clinical context.

**AST: Antimicrobial Susceptibility Testing*

CONTENTS OF THE EQA REPORT - The documents of this External Quality Assessment are not translated into English.



Detection of the strain, assessment of the strain's identification by growth and/or PCR and statistical appraisal of blood culture time-to-positivity.

AST: assignment of errors (minor, major or very major) for the most tested antibiotics.
Resistance phenotype: overview and conclusion on the resistance mechanisms.

Assessment of the strain's detection by PCR for at least 2 out of 4 EQAs. The materials sent mimic biological samples containing strains that reflect daily practice.

For more information you may check the history of the strains used: History - strains EQA 85.

SPECIAL FEATURES

EQA incompatible with the Rapid Antimicrobial Susceptibility Testing method (RAST) directly from positive blood culture bottles.

Other recommended External Quality Assessments:

- **Programme 89** 'Blood culture – fungaemia: culture and PCR'
- **Programme 85A** 'Blood culture - qualitative culture'
- **Programme 117A** 'Bacteraemia - Microscopic examination in blood - Wet mount and Gram stain'

Recommended period to start the sample treatment (PRDT):
time interval during which the quality of test materials is optimal (in number of days)

Bacteraemia	$D_0 + 1$

D_0: Day the samples are sent to all the participants (for most proficiency tests, Tuesday)

PROGRAMME 85A: BLOOD CULTURE - QUALITATIVE CULTURE

Blood containing a pathogenic strain for the detection of a bacteraemia or fungaemia (presence/absence).

€ 293 excl. VAT - total amount for 4 tests (excluding transport costs)

55 participants in 2026 – EXPERIENCE > 5 YEARS



Need to test another method, evaluate your staff?
Order **additional test samples** (parcel in its entirety): **€ 40 excl. VAT** (excluding transport costs)

4 TESTS AVAILABLE / YEAR - BLOOD SENT IN A REFRIGERATED PARCEL

Month	1	**2**	3	4	5	**6**	7	**8**	9	10	**11**	12
Test		**27M85A.1**				**27M85A.2**		**27M85A.3**			**27M85A.4**	

Please check the registration deadline prior to shipment: general schedule of the tests.

Parameters to analyse for each EQA	Number of tubes	Volume per tube	Number of measurements per parameter and per sample
Bacteraemia/ fungaemia: detection of bacterial or fungal growth, time-to-positivity	4 tubes: 2 tubes per sample	10 mL	1 (aerobic) and 1 (anaerobic)

DESCRIPTION OF THE EQA



Two batches of samples are sent out to validate the detection of bacterial or fungal growth but also to prove the control of non-contamination of the samples.

A statistical appraisal of blood culture time-to-positivity is assigned.

SPECIAL FEATURES

Other recommended External Quality Assessments:

- **Programme 89** 'Blood culture - fungaemia: culture and PCR'
- **Programme 85** 'Blood culture - bacteraemia - complete analysis: culture and PCR'
- **Programme 117** 'Bacteriology - Microscopic examination in neutral solution - Wet mount and Gram stain'
- **Programme 117A** 'Bacteraemia - Microscopic examination in blood - Wet mount and Gram stain'

Recommended period to start the sample treatment (PRDT): time interval during which the quality of test materials is optimal (in number of days)	
Bacteraemia/ fungaemia	$D_0 + 1$

D_0: Day the samples are sent to all the participants (for most proficiency tests, Tuesday)

PROGRAMME 87: CYTOBACTERIOLOGY OF THE CEREBROSPINAL FLUID
BACTERIOLOGY: CULTURE AND PCR

Synthetic cerebrospinal fluid containing a pathogenic strain for bacteriological analysis and cytological examination (after reconstitution of a concentrate).

€ 280 excl. VAT - total amount for 2 tests (excluding transport costs)

50 participants in 2026 - EXPERIENCE > 10 YEARS



Need to test another method, evaluate your staff?
Order **additional test samples** (parcel in its entirety): **€ 70 excl. VAT** (excluding transport costs)

2 TESTS AVAILABLE / YEAR - CEREBROSPINAL FLUID SENT IN A REFRIGERATED PARCEL

Month	1	**2**	3	4	5	6	7	**8**	9	10	11	12
Test		**27M87.1**						**27M87.2**				

Please check the registration deadline prior to shipment: general schedule of the tests.

Parameters to analyse for each EQA	Number of tubes	Volume per tube	Number of measurements per parameter and per tube
Cytology: enumeration of red and white blood cells	1[2]	2 mL	1
Bacteriology: bacterial count, identification by culture and/or PCR, AST*, resistance phenotype [1]	1	2 mL	1

[1] parameter not covered by accreditation (see general conditions of registration)
[2] Receipt of 1 tube of 2 mL and 1 concentrate for reconstituting the sample

**AST: Antimicrobial Susceptibility Testing*

CONTENTS OF THE EQA REPORT - The documents of this External Quality Assessment are not translated into English

Analytical evolution: cell and colony counts optimised using a single tube and a single replicate (simplified sampling, however, reliability guaranteed through historical data) to meet your expectations.



Bacteriology:
- Enumeration of colonies (z-score and ranking) to check that there is no tendency for underestimation leading to absence of detection at the detection threshold.
- Assessment of the strain's identification.
- AST: assignment of errors (minor, major or very major) for the most tested antibiotics.
- Resistance phenotype: overview and conclusion on the resistance mechanisms.

Cytology: assessment 'all methods together' (z-score and ranking).

Assessment of the strain's detection by PCR for at least 1 out of the 2 EQAs. The materials sent mimic biological samples containing strains that reflect daily practice.

SPECIAL FEATURES

Other recommended External Quality Assessments:
- **Programme 117** 'Bacteriology - Microscopic examination in neutral solution - Wet mount and Gram stain'
- **Programme 131** 'Manual cytology - Approach to measurement uncertainties'

Recommended period to start the sample treatment (PRDT):
time interval during which the quality of test materials is optimal (in number of days)

Bacteriology, Cytology	$D_0 + 1$

D_0: Day the samples are sent to all the participants (for most proficiency tests, Tuesday)

PROGRAMME 88: BACTERIOLOGY OF BRONCHOPULMONARY SAMPLES

Synthetic matrices containing a pathogenic strain for bacteriological analysis.

€ 274 excl. VAT - total amount for 2 tests (excluding transport costs)

45 participants in 2026 - EXPERIENCE > 10 YEARS



Need to test another method, evaluate your staff?
Order **additional test samples** (parcel in its entirety): **€ 70 excl. VAT** (excluding transport costs)

2 TESTS AVAILABLE / YEAR - SAMPLES SENT IN A REFRIGERATED PARCEL

Month	1	**2**	3	4	5	6	7	**8**	9	10	11	12
Test		**27M88.1**						**27M88.2**				

Please check the registration deadline prior to shipment: general schedule of the tests.

Parameters to analyse for each EQA	Number of tubes	Volume per tube	Number of measurements per parameter and per tube
Bacteriology: bacterial count, identification by culture and/or PCR, AST*, resistance phenotype[1]	2	5 mL	2

[1] parameter not covered by accreditation (see general conditions of registration)

*AST: Antimicrobial Susceptibility Testing

CONTENTS OF THE EQA REPORT - The documents of this External Quality Assessment are not translated into English



The type of sampling (endobronchial or endotracheal aspirates, bronchoalveolar lavages, sputum) and a guidance about the bacteria cultivation will be provided in the instructions of each test.

Evaluation of the bacterial count (z-score and ranking) enabling to assess whether the bacterial load is above or below the significance threshold depending on the type of sampling. For the sputum, the additional step of fluidification can lead to a significant bias that must be controlled.

Overview of the semi-quantification by PCR.

AST: assignment of errors (minor, major or very major) for the most tested antibiotics.

Resistance phenotype: overview and conclusion on the resistance mechanisms.

Assessment of the strain's detection by PCR[1] for at least 1 out of the 2 EQAs. The materials sent mimic biological samples containing strains that reflect daily practice.

SPECIAL FEATURES

Other recommended External Quality Assessments:

- **Programme 117** 'Bacteriology - Microscopic examination in neutral solution - Wet mount and Gram stain'
- **Programme 117A** 'Bacteraemia - Microscopic examination in blood - Wet mount and Gram stain'

Recommended period to start the sample treatment (PRDT):
time interval during which the quality of test materials is optimal (in number of days)

Bacteriology	$D_0 + 1$

D_0: Day the samples are sent to all the participants (for most proficiency tests, Tuesday)

PROGRAMME 89: BLOOD CULTURE - FUNGAEMIA: CULTURE AND PCR

Blood containing a pathogenic strain for fungal analysis.

€ 298 excl. VAT - total amount for 2 tests (excluding transport costs)

68 participants in 2026 - EXPERIENCE: 10 YEARS



Need to test another method, evaluate your staff?
Order **additional test samples** (parcel in its entirety): **€ 75 excl. VAT** (excluding transport costs)

New: beta-D-glucan test possible (reporting of qualitative results)

2 TESTS AVAILABLE / YEAR - BLOOD SENT IN A REFRIGERATED PARCEL

Month	**1**	2	3	4	5	6	7	8	9	**10**	11	12
Test	**27M89.1**									**27M89.2**		

Please check the registration deadline prior to shipment: general schedule of the tests.

Parameters to analyse for each EQA	Number of tubes	Volume per tube	Number of measurements per parameter and per tube
Fungaemia: detection, identification by culture and/or PCR, time-to-positivity, antifungal susceptibility testing, resistance phenotype[1], beta-D-glucan[1]	2 tubes = 1 sample	10 mL	1 (aerobic) and 1 (anaerobic)

[1] parameter not covered by accreditation (see general conditions of registration)

CONTENTS OF THE EQA REPORT - The documents of this External Quality Assessment are not translated into English.



Laboratories participating in this EQA should treat the samples with the method implemented in routine. Laboratories process the samples with specific flasks/media or with standard bacteriology flasks both aerobic and anaerobic.

Strain detection, evaluation of strain identification by culture and/or PCR and statistical assessment of time-to-positivity.

Antifungal susceptibility testing: assignment of errors (minor, major or very major) for the most tested antifungals.

Resistance phenotype: overview and conclusion on the resistance mechanisms.

Assessment of the strain's detection by PCR for at least 1 out of the 2 EQAs. The materials sent mimic biological samples containing strains that reflect daily practice.

SPECIAL FEATURES

Other recommended External Quality Assessments:

- **Programme 85** 'Blood culture - bacteraemia - complete analysis : culture and PCR'
- **Programme 85A** 'Blood culture - qualitative culture'

Recommended period to start the sample treatment (PRDT):
time interval during which the quality of test materials is optimal (in number of days)

Fungaemia	$D_0 + 1$

D_0: Day the samples are sent to all the participants (for most proficiency tests, Tuesday)

PROGRAMME 119: SCREENING FOR *STREPTOCOCCUS AGALACTIAE* OR STREPTOCOCCUS B

Detection of group B streptococcus using culture and/or rapid method from swabs (synthetic matrix) presenting different concentration levels and implementation of an Antimicrobial Susceptibility Testing (AST).

€ 197 excl. VAT - total amount for 2 tests (excluding transport costs)

9 participants in 2026 - EXPERIENCE: 4 YEARS

2 TESTS AVAILABLE / YEAR: SWABS SENT IN A REFRIGERATED PARCEL

Month	**1**	2	3	4	5	6	7	**8**	9	10	11	12
Test	**27M119.1**							**27M119.2**				

Please check the registration deadline prior to shipment: general schedule of the tests.

Parameters to analyse for each EQA	Number of swabs	Number of measurements per parameter and per swab
Streptococcus B detection: culture and/or PCR	3	1

DESCRIPTION OF THE EQA



3 swabs with different levels of bacterial load are to be analysed.

Performance assessed with the assignment of a “qualitative ranking” of the results obtained by culture or by rapid method.

New feature of the evaluation: integration of a specific ranking for the PCR detection.

Evaluation of the Antimicrobial Susceptibility Testing by assigning errors (minor, major, very major).

Recommended period to start the sample treatment (PRDT):
time interval during which the quality of test materials is optimal (in number of days)

Streptococcus B detection	D_0 +1

D_0: Day the samples are sent to all the participants (for most proficiency tests, Tuesday)

PROGRAMME 117: BACTERIOLOGY - MICROSCOPIC EXAMINATION IN NEUTRAL SOLUTION - WET MOUNT AND GRAM STAIN

Neutral solution containing a strain for microscopic analysis (wet mount and Gram stain)

€ 67 excl. VAT - total amount for 2 tests (excluding transport costs)

36 participants in 2026 - EXPERIENCE: 5 YEARS

2 TESTS AVAILABLE / YEAR - NEUTRAL SOLUTION SENT IN A REFRIGERATED PARCEL

Month	1	2	3	4	5	6	7	8	9	10	11	12
Test	27M117.1							27M117.2				

Please check the registration deadline prior to shipment: general schedule of the tests.

Parameters to analyse for each EQA	Number of tubes	Volume per tube	Number of measurements per parameter and per tube
Morphology, cell arrangement, mobility, Gram stain and orientation of the bacterial type	1	10 mL	1

CONTENTS OF THE EQA REPORT

Qualitative assessment of the microscopic examination as a whole (ranking) in order to better evaluate the microscopic observations which must be carried out without an identification test.

SPECIAL FEATURES



Assessment of several technicians / several techniques: report of referent results and up to 5 additional results.

Other recommended External Quality Assessment:

Programme 117A 'Bacteraemia - Microscopic examination in blood - Wet mount and Gram stain'

Recommended period to start the sample treatment (PRDT):
time interval during which the quality of test materials is optimal (in number of days)

Morphology, cell arrangement, mobility, Gram stain and orientation of the bacterial type	$D_0 + 1$

D_0: Day the samples are sent to all the participants (for most proficiency tests, Tuesday)

PROGRAMME 117A: BACTERAEMIA - MICROSCOPIC EXAMINATION IN BLOOD - WET MOUNT AND GRAM STAIN

Blood containing a strain for microscopic analysis (wet mount and Gram stain)

€ 69 excl. VAT - total amount for 2 tests (excluding transport costs)

18 participants in 2026 - EXPERIENCE: 4 YEARS

2 TESTS AVAILABLE / YEAR - BLOOD SENT IN A REFRIGERATED PARCEL

Month	1	**2**	3	4	5	6	7	8	9	10	**11**	12
Test		**27M117A.1**									**27M117A.2**	

Please check the registration deadline prior to shipment: general schedule of the tests.

Parameters to analyse for each EQA	Number of tubes	Volume per tube	Number of measurements per parameter and per tube
Morphology, cell arrangement, mobility, Gram stain and orientation of the bacterial type	1	10 mL	1

CONTENTS OF THE EQA REPORT

Qualitative assessment of the microscopic examination as a whole (ranking) in order to better evaluate the microscopic observations which must be carried out without an identification test.

SPECIAL FEATURES

Assessment of several technicians / several techniques: report of referent results and up to 5 additional results.

Other recommended External Quality Assessment:

Programme 117 'Bacteriology - Microscopic examination in neutral solution - Wet mount and Gram stain'

Recommended period to start the sample treatment (PRDT): time interval during which the quality of test materials is optimal (in number of days)	
Morphology, cell arrangement, mobility, Gram stain and orientation of the bacterial type	D_0 +1

D_0: Day the samples are sent to all the participants (for most proficiency tests, Tuesday)

PROGRAMME 118: ANTIMICROBIAL SUSCEPTIBILITY TESTING BY DIFFUSION - DISK METHOD AND MOLECULAR BIOLOGY ON RESISTANT STRAINS

Receipt of a resistant strain for performing antimicrobial susceptibility testing using the diffusion method (measurements of inhibition zone diameters and report of clinical categories with and without interpretation) and/or for detecting resistance genes involved in resistance to β-lactams, carbapenems, and glycopeptides.

€ 196 excl. VAT - total amount for 2 tests (excluding transport costs)

21 participants in 2026 - EXPERIENCE: 5 YEARS

New: detection of resistance genes by PCR, screening for MRB (Multi-Resistant Bacteria) / eHRB (emerging Highly-Resistant Bacteria)

2 TESTS AVAILABLE / YEAR - NEUTRAL SOLUTION SENT IN A REFRIGERATED PARCEL

Month	1	2	3	4	5	**6**	7	8	9	10	11	**12**
Test						**27M118.1**						**27M118.2**

Please check the registration deadline prior to shipment: general schedule of the tests.

Parameters to analyse for each EQA	Number of tubes	Volume per tube	Number of measurements per parameter and per tube
Antimicrobial Susceptibility Testing (AST): inhibition zone diameters and report of clinical categories with and without interpretation Detection of resistance genes by PCR[1] Screening for MRB/ eHRB[1]	1	10 mL	1

[1] parameter not covered by accreditation (see general conditions of registration)

DESCRIPTION OF THE EQA

Detection of resistance genes: proposed target genes over a five-year cycle such as TEM, CTX-M, OXA-1, OXA-48, VanA, VanB, IMP, SHV, NDM, KPC (non exhaustive list)

Receipt of an identified strain, accompanied by a clinical scenario.

- Antimicrobial Susceptibility Testing (AST) on agar medium: isolation, preparation of the inoculum and implementation of an AST by diffusion (list of antibiotics in accordance with the CA-SFM recommendations),
- Screening for resistance genes using PCR,
- Option to declare MRB/ eHRB strains amongst all the strains introduced.

Statistical analysis and scientific report providing assessments regarding:

- Measurements of inhibition zone diameters (z-scores and classifications by antibiotic),
- Interpretations of clinical categories in accordance with professional guidelines (ranking),
- Detection of resistance genes and MRB / eHRB (ranking),

with an overall assessment taking into account the impact of errors on patients (ranking and comments).

SPECIAL FEATURES



Assessments provided for several operators or analytical equipment: report of referent results and up to 5 additional results.



Other recommended External Quality Assessments:

- **Programme 118A** 'Antimicrobial Susceptibility Testing by diffusion - gradient method (MIC strips)'
- **Programme 118B** 'Antimicrobial Susceptibility Testing - broth microdilution method'

Recommended period to start the sample treatment (PRDT): time interval during which the quality of test materials is optimal (in number of days)	
Antimicrobial susceptibility testing, detection of resistance genes by PCR, screening for MRB/ eHRB	D_0 +1

D_0: Day the samples are sent to all the participants (for most proficiency tests, Tuesday)

PROGRAMME 118A: ANTIMICROBIAL SUSCEPTIBILITY TESTING BY DIFFUSION – GRADIENT METHOD (MIC STRIPS)

Measurements of Minimum Inhibitory Concentrations (MIC) and report of clinical categories, with and without interpretation, for each antibiotic tested

€ 133 excl. VAT - total amount for 1 test (excluding transport costs)

24 participants in 2026 - EXPERIENCE: 4 YEARS

1 TEST AVAILABLE / YEAR - SENT IN A REFRIGERATED PARCEL

Month	1	2	3	4	5	6	7	**8**	9	10	11	12
Test								**27M118A.1**				

Please check the registration deadline prior to shipment: general schedule of the tests.

Parameters to analyse for each EQA	Number of Petri dishes	Number of measurements per parameter and per dish
Antibiotics: Minimum Inhibitory Concentrations (MIC) and report of clinical categories, with and without interpretation	1	1

DESCRIPTION OF THE EQA

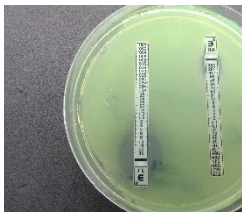

Receipt of a dish of agar medium containing a strain of *Escherichia coli**, accompanied by a clinical scenario.

Isolation, preparation of the inoculum and implementation of an Antimicrobial Susceptibility Testing (AST) by application of MIC strips (Cefepime, Cefepime-enmetazobactam, Ceftazidime, Ceftazidime-avibactam, Ceftriaxone, Cefotaxime, Ceftolozane-tazobactam, Aztreonam, Aztreonam-avibactam, Ertapenem, Imipenem, Imipenem-relebactam, Meropenem, Meropenem-vaborbactam, Nalidixic acid, Ciprofloxacin, Amikacin, Eravacycline, Tigecycline, Fosfomycin).

For each antibiotic tested: reading of the MIC, report of clinical categories, with and without interpretation.

Statistical analysis and scientific report providing several assessments regarding:

- MIC measurements (z-scores and classifications per antibiotic)
- Interpretations of clinical categories in accordance with professional guidelines (ranking)

**Subject to technical changes. In the event of a change, this will be communicated to you at least 3 months before the sample dispatch date.*

SPECIAL FEATURES

Assessments provided for several operators: report of referent results and up to 5 additional results.

Other recommended External Quality Assessments:

- **Programme 118** 'Antimicrobial Susceptibility Testing by diffusion - disk method and molecular biology on resistant strains'
- **Programme 118B** 'Antimicrobial Susceptibility Testing - Broth microdilution method'

Recommended period to start the sample treatment (PRDT): time interval during which the quality of test materials is optimal (in number of days)	
Antibiotics: MIC and clinical categories (with and without interpretation)	D_0+1

D_0: Day the samples are sent to all the participants (for most proficiency tests, Tuesday)

PROGRAMME 118B: ANTIMICROBIAL SUSCEPTIBILITY TESTING - BROTH MICRODILUTION METHOD

Measurements of Minimum Inhibitory Concentrations (MIC) and report of clinical categories, with and without interpretation, for each antibiotic tested

€ 133 excl. VAT - total amount for 2 tests (excluding transport costs)

12 participants in 2026 - EXPERIENCE: 1 YEAR

2 TESTS AVAILABLE / YEAR - SENT IN A REFRIGERATED PARCEL

Month	1	2	3	4	5	**6**	7	8	9	10	**11**	12
Test						**27M118B.1**					**27M118B.2**	

Please check the registration deadline prior to shipment: general schedule of the tests.

Parameters to analyse for each EQA	Number of tubes/ Petri dish	Volume per tube	Number of measurements per parameter and per tube/ per dish
Antibiotics: Minimum Inhibitory Concentrations (MIC) and report of clinical categories, with and without interpretation	1	10 mL	1

DESCRIPTION OF THE EQA

2 EQAs: 1 EQA with a Gram-positive strain and 1 EQA with a Gram-negative strain.

Suitable for UMIC, SENSITITRE, VITEK methods. Open to other broth microdilution methods. Assessments provided subject to a sufficient number of users.

Receipt of a neutral solution or broth agar medium containing an identified strain, accompanied by a clinical scenario.

Isolation, preparation of the inoculum and determination of the MIC with the broth microdilution method (list of antibiotics defined by AGLAE).

Statistical analysis and scientific report presenting several evaluations regarding:

- MIC measurements (z-scores and classifications per antibiotic),
- Interpretations of clinical categorisations based on professional guidelines (classification).

SPECIAL FEATURES



Assessments provided for several operators: report of referent results and up to 5 additional results.



Other recommended External Quality Assessments:

- **Programme 118** 'Antimicrobial Susceptibility Testing by diffusion - disk method and molecular biology on resistant strains'
- **Programme 118A** 'Antimicrobial Susceptibility Testing by diffusion - gradient method (MIC strips)'

Recommended period to start the sample treatment (PRDT): time interval during which the quality of test materials is optimal (in number of days)	
Antibiotics: MIC and clinical categories (with and without interpretation)	D_0+1

D_0: Day the samples are sent to all the participants (for most proficiency tests, Tuesday)

PROGRAMME 131: MANUAL CYTOLOGY - APPROACH TO MEASUREMENT UNCERTAINTIES

Biological liquid for cytological examination after reconstitution with a concentrate.

€ 157 excl. VAT - total amount for 1 test (excluding transport costs)

12 participants in 2026 - EXPERIENCE: 3 YEARS

1 TEST AVAILABLE / YEAR – BIOLOGICAL LIQUID SENT IN A REFRIGERATED PARCEL

Month	1	2	**3**	4	5	6	7	8	9	10	11	12
Test			**27M131.1**									

Please check the registration deadline prior to shipment: general schedule of the tests.

Parameters to analyse	Number of tubes	Volume per tube	Number of measurements per parameter and per tube
Enumeration of red and white blood cells	4 tubes: 2 tubes per sample	7 mL	2

DESCRIPTION OF THE EQA - The documents of this External Quality Assessment are not translated into English.

- Receipt of 2 samples composed each of 2 tubes of 7 mL of biological fluid and concentrates ; after reconstitution, each of the two samples have different cellular concentrations levels of leukocytes and red blood cells.
- Enumeration of 2 counting wells per operator → *Obtain repeatability indicator*
- Maximum number of operators requested (up to 9) → *Obtain inter-operator indicator*
- Repeatability and inter-operator indicators are presented in graphic form to be monitored over time.
- Evaluation of analytical performance (z-scores) per operator considering inter-laboratory error.
- An overall assessment is assigned when at least 10 analytical results have been evaluated, based on the percentage of “satisfactory” analyses obtained during the test.

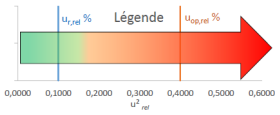

SPECIAL FEATURES

- The number of cells counted per square is required to check the correct homogenisation of the tube before analysis.
- Different counting cells can be used (Kova slides, Kova Glasstic, Malassez, Fast read, ...).
- To enable analysis by as many operators as possible, 2 tubes per sample are sent for analysis on two different half-days (1 tube per half-day), keeping the samples cool between each reading.

Recommended period to start the sample treatment (PRDT):
time interval during which the quality of test materials is optimal (in number of days)

Enumeration of red and white blood cells	D_0 +1

D_0: Day the samples are sent to all the participants (for most proficiency tests, Tuesday)

WATERS FOR MEDICAL USE



PROGRAMME 82: ENDOTOXINS IN WATERS AS DESCRIBED IN THE PHARMACOPOEIA

Test materials are suitable for the check of analyses in waters as described in the pharmacopoeia, waters for irrigation, hemodialysis waters, dialysates, substitution fluids, as well as waters in health care, pharmaceutical and cosmetic establishments.

cofrac COMPARAISONS INTERLABORATOIRES Accreditation n°1-1664 Scope available on www.cofrac.fr

€ 342 excl. VAT - total amount for 2 tests (excluding transport costs)

61 participants in 2026 - EXPERIENCE > 10 YEARS



Need to test another method, evaluate your staff?
Order **additional test samples** (parcel in its entirety): **€ 90 excl. VAT** (excluding transport costs)

2 TESTS AVAILABLE / YEAR - REFRIGERATED PARCEL

Month	1	2	**3**	4	5	6	7	**8**	9	10	11	12
Test			**27M82.1**					**27M82.2**				
Matrix			**Waters intended for medical use**					**Waters intended for medical use**				

Please check the registration deadline prior to shipment: general schedule of the tests.

Parameters to analyse for each test	Number of bottles	Volume of bottles	Number of measurements per parameter and per bottle
Bacterial Endotoxins	2	30 mL	2

SPECIAL FEATURES

Bacterial endotoxins (LAL enumeration) in accordance with the current pharmacopoeia Ph. Eur. 2.6.14 or USP <85> and <161>.

Please note that only quantitative methods and methods giving results like <X, >Y or [x; y] are taken into account for the statistical processing of data.
Results coming from qualitative methods (presence / absence) cannot be statistically processed.

Other recommended proficiency test:
Programme 1K 'TOC and conductivity at very low levels in waters as described in the pharmacopoeia'

Recommended period to start the sample treatment (PRDT): time interval during which the quality of test materials is optimal (in number of days)	
Bacterial Endotoxins	D_0 + 3

D_0: Day the samples are sent to all the participants (for most proficiency tests, Tuesday)

PROGRAMME 83A: MICROBIOLOGY IN WATERS SIMILAR TO DIALYSATE

Test materials are suitable for the check of analyses in hemodialysis waters, dialysates, generator loop outflow waters, substitution fluids, as well as fresh waters, waters in health care, pharmaceutical and cosmetic establishments.

cofrac COMPARAISONS INTERLABORATOIRES Accreditation n°1-1664 — Scope available on www.cofrac.fr

€ 383 excl. VAT - total amount for 2 tests (excluding transport costs)

77 participants in 2026 - EXPERIENCE > 10 YEARS



Need to test another method, evaluate your staff?
Order **additional test samples** (parcel in its entirety): **€ 100 excl. VAT** (excluding transport costs)

2 TESTS AVAILABLE / YEAR - REFRIGERATED PARCEL

Month	1	**2**	3	4	5	6	7	8	9	**10**	11	12
Test		**27M83A.1**								**27M83A.2**		
Matrix		**Waters intended for medical use**								**Waters intended for medical use**		

Please check the registration deadline prior to shipment: general schedule of the tests.

Parameters to analyse	Number of bottles	Volume of bottles	Number of measurements per parameter and per bottle
27M83A.1			
Culturable micro-organisms at 22°C - 7 days with identification	2	500 mL	2
Pseudomonas aeruginosa	2	500 mL	2
27M83A.2			
Culturable micro-organisms at 22°C - 7 days with identification	2	500 mL	2
Yeasts	2	500 mL	2

SPECIAL FEATURES

Aerobic flora culturable at 22°C for 7 days (by filtration): recommended culture media R2A.

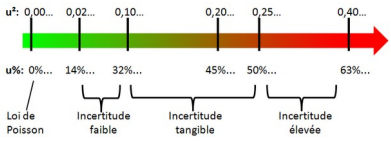

For this programme, uncertainties are calculated and provided to the participants. The indicators are the repeatability uncertainty ur^2 and the reproducibility uncertainty uR^2 specific to each participant. The uncertainty evaluated for the whole profession is also presented.

Other recommended proficiency tests:

- **Programme 31** '*Pseudomonas aeruginosa* and pathogenic staphylococci in clean waters'
- **Programme 38** 'Yeasts in clean waters'
- **Programme 1K** 'TOC and conductivity at very low levels in waters as described in the pharmacopoeia'

Recommended period to start the sample treatment (PRDT):

time interval during which the quality of test materials is optimal (in number of days)

Culturable micro-organisms at 22°C - 7 days, *Pseudomonas aeruginosa* and yeasts	$D_0 + 1$

D_0: Day the samples are sent to all the participants (for most proficiency tests, Tuesday)

PROGRAMME 83B: MICROBIOLOGY IN WATERS SIMILAR TO ENDOSCOPE VERIFICATION SOLUTIONS

Test materials are suitable for the check of analyses in fresh waters, waters in health care, pharmaceutical and cosmetic establishments.

cofrac COMPARAISONS INTERLABORATOIRES Accreditation n°1-1664 Scope available on www.cofrac.fr

€ 318 excl. VAT – total amount for 2 tests (excluding transport costs)

108 participants in 2026 - EXPERIENCE > 10 YEARS



Need to test another method, evaluate your staff?
Order **additional test samples** (parcel in its entirety): **€ 80 excl. VAT** (excluding transport costs)

2 TESTS AVAILABLE / YEAR - REFRIGERATED PARCEL

Month	1	2	**3**	4	5	6	7	8	9	**10**	11	12
Test			**27M83B.1**							**27M83B.2**		
Matrix			**Waters intended for medical use**							**Waters intended for medical use**		

Please check the registration deadline prior to shipment: general schedule of the tests.

Parameters to analyse for each test	Number of bottles	Volume of bottles	Number of measurements per parameter and per bottle
Culturable micro-organisms at 30°C - 5 days and identification	2	500 mL	2

SPECIAL FEATURES

Total aerobic mesophilic flora culturable at 30°C for 5 days including yeasts: non-selective culture media recommended, such as PCA or TS.

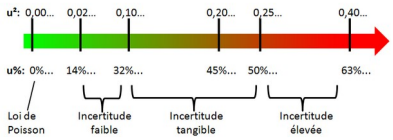

For this programme, uncertainties are calculated and provided to the participants. The indicators are the repeatability uncertainty ur^2 and the reproducibility uncertainty uR^2 specific to each participant. The uncertainty evaluated for the whole profession is also presented.

Other recommended proficiency test:

Programme 1K 'TOC and conductivity at very low levels in waters as described in the pharmacopoeia'

Recommended period to start the sample treatment (PRDT): time interval during which the quality of test materials is optimal (in number of days)	
culturable micro-organisms at 30°C - 5 days	$D_0 + 1$

D_0: Day the samples are sent to all the participants (for most proficiency tests, Tuesday)

PROGRAMME 86: INDICATOR GERMS BY FILTRATION IN BACTERIOLOGICALLY CONTROLLED WATERS

Test materials are suitable for the check of analyses in fresh waters, waters in health care, pharmaceutical and cosmetic establishments.

cofrac COMPARAISONS INTERLABORATOIRES Accreditation n°1-1664 Scope available on www.cofrac.fr

€ 253 excl. VAT - total amount for 2 tests (excluding transport costs)

81 participants in 2026 - EXPERIENCE > 10 YEARS



Need to test another method, evaluate your staff?
Order **additional test samples** (parcel in its entirety): **€ 65 excl. VAT** (excluding transport costs)

2 TESTS AVAILABLE / YEAR - REFRIGERATED PARCEL

Month	1	2	**3**	4	5	6	7	8	9	**10**	11	12
Test			**27M86.1**							**27M86.2**		
Matrix			**Waters intended for medical use**							**Waters intended for medical use**		

Please check the registration deadline prior to shipment: general schedule of the tests.

Parameters to analyse for each test	Number of bottles	Volume of bottles	Number of measurements per parameter and per bottle
Culturable micro-organisms at 22°C Culturable micro-organisms at 36°C	2	500 mL	2

SPECIAL FEATURES

Aerobic flora culturable at 22°C and at 36°C on PCA or TS media by filtration of 100 mL.

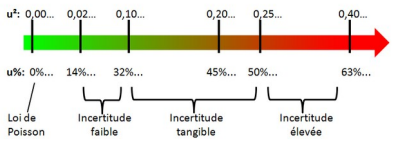

For this programme, uncertainties are calculated and provided to the participants. The indicators are the repeatability uncertainty ur^2 and the reproducibility uncertainty uR^2 specific to each participant. The uncertainty evaluated for the whole profession is also presented.

Other recommended proficiency tests:

- **Programme 30** 'Microbiology in clean waters' for the analysis of culturable micro-organisms at 22°C and at 36°C by the plate incorporation method
- **Programme 31** '*Pseudomonas aeruginosa* and pathogenic staphylococci in clean waters'
- **Programme 1K** 'TOC and conductivity at very low levels in waters as described in the pharmacopoeia'

Recommended period to start the sample treatment (PRDT):
time interval during which the quality of test materials is optimal (in number of days)

Culturable micro-organisms at 22°C Culturable micro-organisms at 36°C	$D_0 + 1$

D_0: Day the samples are sent to all the participants (for most proficiency tests, Tuesday)

PROGRAMME 86A: NON-TUBERCULOUS MYCOBACTERIA IN WATERS FOR MEDICAL USE

Test materials are suitable for the check of analyses in fresh waters, waters in health care, pharmaceutical and cosmetic establishments.

€ 112 excl. VAT - total amount for 1 test (excluding transport costs)

22 participants in 2026 - EXPERIENCE: 5 YEARS



Need to test another method, evaluate your staff?
Order **additional test samples** (parcel in its entirety): **€ 60 excl. VAT** (excluding transport costs)

1 TEST AVAILABLE / YEAR - REFRIGERATED PARCEL

Month	1	2	3	4	5	6	7	8	9	**10**	11	12
Test										**27M86A.1**		
Matrix										**Waters intended for medical use**		

Please check the registration deadline prior to shipment: general schedule of the tests.

Counts to be performed	Number of bottles	Volume of bottles	Number of measurements per parameter and per bottle
Non-tuberculous mycobacteria	2	500 mL	1

SPECIAL FEATURES

In the frame of this test, participating laboratories will detect **and quantify** non-tuberculous mycobacteria in waters for medical use.

This is a **methodological comparison** test, which will enable participants to estimate the reliability of their analytical protocol.

Other recommended proficiency test:
Programme 1K 'TOC and conductivity at very low levels in waters as described in the pharmacopoeia'

Recommended period to start the sample treatment (PRDT):
time interval during which the quality of test materials is optimal (in number of days)

Non-tuberculous mycobacteria	D_0 + 1

D_0: Day the samples are sent to all the participants (for most proficiency tests, Tuesday)

PROGRAMME 86B: INDICATOR GERMS IN WATERS SIMILAR TO PHARMACEUTICAL PROCESS WATERS

Test materials are suitable for the check of analyses in waters as described in the pharmacopoeia, healthcare waters (purified and highly purified waters …) as well as pharmaceutical and cosmetic establishments.

cofrac COMPARAISONS INTERLABORATOIRES Accreditation n°1-1664 — Scope available on www.cofrac.fr

€ 255 excl. VAT - total amount for 2 tests (excluding transport costs)

24 participants in 2026 - EXPERIENCE: 10 YEARS



Need to test another method, evaluate your staff?
Order **additional test samples** (parcel in its entirety): **€ 65 excl. VAT** (excluding transport costs)

2 TESTS AVAILABLE / YEAR - REFRIGERATED PARCEL

Month	1	2	**3**	4	5	6	7	8	9	**10**	11	12
Test			**27M86B.1**							**27M86B.2**		
Matrix			**pharmaceutical process water**							**pharmaceutical process water**		

⚠ Please check the registration deadline prior to shipment: general schedule of the tests.

Parameters to analyse for each test	Number of bottles	Volume of bottles	Number of measurements per parameter and per bottle
Culturable micro-organisms at 30-35°C on R2A medium during 5 days	2	500 mL	2

SPECIAL FEATURES

Culturable micro-organisms at 30-35°C on R2A medium during 5 days **after filtration.**

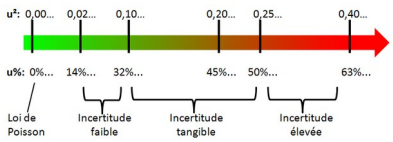

For this programme, uncertainties are calculated and provided to the participants. The indicators are the repeatability uncertainty ur^2 and the reproducibility uncertainty uR^2 specific to each participant. The uncertainty evaluated for the whole profession is also presented.

Other recommended proficiency test:
↳ **Programme 1K** 'TOC and conductivity at very low levels in waters as described in the pharmacopoeia'

Recommended period to start the sample treatment (PRDT):
time interval during which the quality of test materials is optimal (in number of days)

Culturable micro-organisms at 30-35°C	D_0 + 1

D_0: Day the samples are sent to all the participants (for most proficiency tests, Tuesday)

WATER MICROBIOLOGY







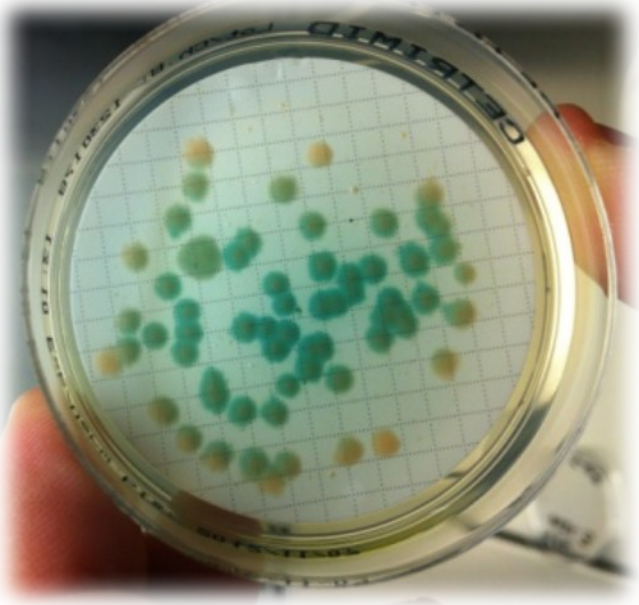

PROGRAMME 11: MICROBIAL INDICATORS OF FAECAL CONTAMINATION BY MPN METHOD

Test materials are suitable for the check of analyses in fresh waters, saline and brackish waters and waste waters.

€ 439 excl. VAT - total amount for 4 tests (excluding transport costs)

129 participants in 2026 - EXPERIENCE > 30 YEARS



Need to test another method, evaluate your staff?

Order **additional test samples** (parcel in its entirety): **€ 55 excl. VAT** (excluding transport costs)

4 TESTS AVAILABLE / YEAR - REFRIGERATED PARCEL

Month	1	**2**	3	4	5	**6**	7	**8**	9	10	**11**	12
Test		**27M11.1**				**27M11.2**		**27M11.3**			**27M11.4**	
Matrix		**Surface water**				**Bathing freshwater**		**Saline water**			**Waste water**	

Please check the registration deadline prior to shipment: general schedule of the tests.

Parameters to analyse in surface water and bathing freshwater	Number of bottles	Volume of bottles	Number of measurements per parameter and per bottle
Coliform bacteria, *Escherichia coli,* Intestinal enterococci	2	500 mL	2

Parameters to analyse in sea water and waste water	Number of bottles	Volume of bottles	Number of measurements per parameter and per bottle
Escherichia coli, Intestinal enterococci	2	500 mL	2

SPECIAL FEATURES

Coliform bacteria: parameter compatible with (NF EN) ISO 9308-2 and NF T90-413.
***Escherichia coli*:** parameter compatible with (NF EN) ISO 9308-2 and (NF EN) ISO 9308-3.
Intestinal enterococci: parameter compatible with (NF EN) ISO 7899-1, (NF EN) ISO 7899-3 and Enterolert E.

Assessment all methods together (z-score and ranking).
Assessment per methodological group, subject to a sufficient number of results.

Recommended period to start the sample treatment (PRDT):
time interval during which the quality of test materials is optimal (in number of days)

Escherichia coli, coliform bacteria, Intestinal enterococci	D_0+1

D_0: Day the samples are sent to all the participants (for most proficiency tests, Tuesday)

PROGRAMME 30: MICROBIOLOGY IN CLEAN WATERS

Test materials are suitable for the check of analyses in public drinking waters, non-atypical natural mineral waters, swimming pool waters, waters for whirlpool baths, waters for multi-jet showers, healthcare waters as well as fresh waters, waters in health care, pharmaceutical and cosmetic establishments. *Clear fresh waters for the spores of sulfite-reducing anaerobes.*

cofrac COMPARAISONS INTERLABORATOIRES Accreditation n°1-1664 Scope available on www.cofrac.fr

€ 781 excl. VAT - total amount for 4 tests (excluding transport costs)

271 participants in 2026 - EXPERIENCE > 30 YEARS



Need to test another method, evaluate your staff?
Order **additional test samples** (parcel in its entirety): **€ 100 excl. VAT** (excluding transport costs)

4 TESTS AVAILABLE / YEAR - REFRIGERATED PARCEL

Month	1	2	**3**	4	**5**	6	7	8	**9**	10	11	**12**
Test			**27M30.1**		**27M30.2**				**27M30.3**			**27M30.4**
Matrix			**Clean water**		**Clean water**				**Clean water**			**Clean water**

Please check the registration deadline prior to shipment: general schedule of the tests.

Parameters to analyse for each test	Number of bottles	Volume of bottles	Number of measurements per parameter and per bottle
Culturable micro-organisms at 22°C, Culturable micro-organisms at 36°C	2	10 mL	2
Escherichia coli, coliform bacteria, Intestinal enterococci, spores of sulfite-reducing anaerobes	2	500 mL	2

SPECIAL FEATURES

Culturable micro-organisms at 22°C and culturable micro-organisms at 36°C: by incorporation.

Coliform bacteria, *Escherichia coli*: parameters compatible with (NF EN) ISO 9308-1 (2000), ISO 9308-1 (2014), and (NF EN) ISO 9308-2.

Intestinal enterococci: parameter compatible with (NF EN) ISO 7899-2 and (NF EN) ISO 7899-3.

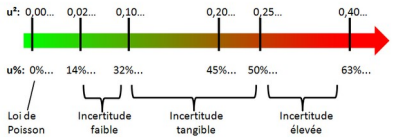

For all the parameters of this programme, uncertainties are calculated and provided to the participants. The indicators are the repeatability uncertainty ur^2 and the reproducibility uncertainty uR^2 specific to each participant. The uncertainty evaluated for the whole profession is also presented.

Assessment all methods together (z-score and ranking).
Assessment per methodological group, subject to a sufficient number of results.

Other recommended proficiency tests:

- **Programme 30A** 'Spores of SRA and *Clostridium perfringens* in fresh waters and waste waters'
- **Programme 39** 'Vegetative cells and spores of *Clostridium perfringens* in clean water'
- **Programme 86** 'Indicator germs by filtration in bacteriologically controlled waters' for the analysis of culturable micro-organisms at 22°C and at 36°C after filtration

Recommended period to start the sample treatment (PRDT): time interval during which the quality of test materials is optimal (in number of days)	
Culturable micro-organisms at 22°C, Culturable micro-organisms at 36°C, *Escherichia coli*, coliform bacteria, Intestinal enterococci, spores of sulfite-reducing anaerobes	D_0+1

D_0: Day the samples are sent to all the participants (for most proficiency tests, Tuesday)

PROGRAMME 30A: SPORES OF SRA AND *CLOSTRIDIUM PERFRINGENS* IN FRESH WATERS AND WASTE WATERS

Test materials are suitable for the check of analyses in fresh waters and in waste waters.

Test materials are also suitable for the check of waste waters for the irrigation of green spaces and crops.

cofrac COMPARAISONS INTERLABORATOIRES Accreditation n°1-1664 Scope available on www.cofrac.fr

€ 304 excl. VAT - total amount for 4 tests (excluding transport costs)

26 participants in 2026 - EXPERIENCE > 5 YEARS



Need to test another method, evaluate your staff?
Order **additional test samples** (parcel in its entirety): **€ 40 excl. VAT** (excluding transport costs)

4 TESTS AVAILABLE / YEAR - REFRIGERATED PARCEL

Month	1	2	**3**	4	**5**	6	7	8	**9**	10	11	**12**
Test			**27M30A.1**		**27M30A.2**				**27M30A.3**			**27M30A.4**
Matrix			**Surface water**		**Waste water leaving the WWTP***				**Waste water entering the WWTP***			**Waste water leaving the WWTP***

Please check the registration deadline prior to shipment: general schedule of the tests.
*WWTP: Waste Water Treatment Plant

Parameters to analyse for each test	Number of bottles	Volume of bottles	Number of measurements per parameter and per bottle
Spores of Sulfite-Reducing Anaerobes (SRA) Spores of *Clostridium perfringens*[1] Total[2] of *Clostridium perfringens*[1]	2	250 mL	2
[1] parameter not covered by accreditation (see general conditions of registration)			
[2] *Total = spores + vegetative cells*			

SPECIAL FEATURES

Other recommended proficiency tests:

- **Programme 30** 'Microbiology in clean waters'
- **Programme 39** 'Vegetative cells and spores of *Clostridium perfringens* in clean water'

Recommended period to start the sample treatment (PRDT):
time interval during which the quality of test materials is optimal (in number of days)

Spores of sulfite-reducing anaerobes Spores of *Clostridium perfringens,* Total of *Clostridium perfringens*	D_0+1

D_0: Day the samples are sent to all the participants (for most proficiency tests, Tuesday)

PROGRAMME 31: *PSEUDOMONAS AERUGINOSA* AND PATHOGENIC STAPHYLOCOCCI IN CLEAN WATERS

Test materials are suitable for the check of analyses in public drinking waters, non-atypical natural mineral waters, swimming pool waters, waters for whirlpool baths, waters for multi-jet showers, healthcare waters and bacteriologically controlled waters as well as fresh waters, waters in health care, pharmaceutical and cosmetic establishments.

cofrac COMPARAISONS INTERLABORATOIRES Accreditation n°1-1664 — Scope available on www.cofrac.fr

€ 532 excl. VAT - total amount for 4 tests (excluding transport costs)

224 participants in 2026 - EXPERIENCE > 30 YEARS



Need to test another method, evaluate your staff?
Order **additional test samples** (parcel in its entirety): **€ 70 excl. VAT** (excluding transport costs)

4 TESTS AVAILABLE / YEAR - REFRIGERATED PARCEL

Month	1	2	3	4	5	6	7	8	9	10	11	12
Test	**27M31.1**			**27M31.2**					**27M31.3**		**27M31.4**	
Matrix	**Clean water**			**Clean water**					**Clean water**		**Clean water**	

Please check the registration deadline prior to shipment: general schedule of the tests.

Parameters to analyse for each test	Number of bottles	Volume of bottles	Number of measurements per parameter and per bottle
Pseudomonas aeruginosa, pathogenic staphylococci (coagulase positive)	2	500 mL	2

SPECIAL FEATURES

Pseudomonas aeruginosa: parameter compatible with (NF EN) ISO 16266 and (NF EN) ISO 16266-2.

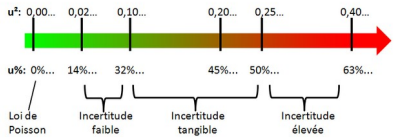

For this programme, uncertainties are calculated and provided to the participants. The indicators are the repeatability uncertainty ur^2 and the reproducibility uncertainty uR^2 specific to each participant. The uncertainty evaluated for the whole profession is also presented.

Assessment all methods together (z-score and ranking).
Assessment per methodological group, subject to a sufficient number of results.

Other recommended proficiency tests:
↳ **Programme 31A** 'Pathogenic staphylococci in saline waters'

Recommended period to start the sample treatment (PRDT): time interval during which the quality of test materials is optimal (in number of days)	
Pseudomonas aeruginosa, pathogenic staphylococci (coagulase positive)	D_0+1

D_0: Day the samples are sent to all the participants (for most proficiency tests, Tuesday)

PROGRAMME 31A: PATHOGENIC STAPHYLOCOCCI IN SALINE WATERS

€ 202 excl. VAT - total amount for 2 tests (excluding transport costs)

8 participants in 2026 - EXPERIENCE: 5 YEARS



Need to test another method, evaluate your staff?
Order **additional test samples** (parcel in its entirety): **€ 55 excl. VAT** (excluding transport costs)

2 TESTS AVAILABLE / YEAR - REFRIGERATED PARCEL

Month	1	2	3	**4**	5	6	7	8	**9**	10	11	12
Test				**27M31A.1**					**27M31A.2**			
Matrix				**Sea water**					**Sea water**			

Please check the registration deadline prior to shipment: general schedule of the tests.

Parameters to analyse for each test	Number of bottles	Volume of bottles	Number of measurements per parameter and per bottle
pathogenic staphylococci (coagulase positive)	2	250 mL	2

SPECIAL FEATURES

Other recommended proficiency test:

Programme 31 '*Pseudomonas aeruginosa* and pathogenic staphylococci in clean waters

Recommended period to start the sample treatment (PRDT): time interval during which the quality of test materials is optimal (in number of days)	
pathogenic staphylococci (coagulase positive)	D_0+1

D_0: Day the samples are sent to all the participants (for most proficiency tests, Tuesday)

PROGRAMME 32: *LEGIONELLA* AND *LEGIONELLA PNEUMOPHILA* IN CLEAN WATERS BY CULTURE

Test materials are suitable for the check of analyses in public drinking waters, domestic hot waters, natural mineral waters for thermal use, swimming pool waters and equivalent, waters from misting systems as well as fresh waters and process waters except coloured and/or unfilterable water requiring centrifugation or following the 'waste water' protocol.

cofrac COMPARAISONS INTERLABORATOIRES Accreditation n°1-1664 Scope available on www.cofrac.fr

€ 591 excl. VAT - total amount for 3 tests (excluding transport costs)

222 participants in 2026 - EXPERIENCE > 25 YEARS



Need to test another method, evaluate your staff?
Order **additional test samples** (parcel in its entirety): **€ 100 excl. VAT** (excluding transport costs)

3 TESTS AVAILABLE / YEAR - REFRIGERATED PARCEL

Month	1	**2**	3	4	5	**6**	7	8	9	**10**	11	12
Test		**27M32.1**				**27M32.2**				**27M32.3**		
Matrix		**Clean water**				**Clean water**				**Clean water**		

Please check the registration deadline prior to shipment: general schedule of the tests.

Parameters to analyse for each test	Number of bottles	Volume of bottles	Number of measurements per parameter and per bottle
Legionella pneumophila, Legionella	2	500 mL	2

SPECIAL FEATURES

Refrigerated parcel to favour the reception of similar samples in France and internationally.

Legionella and *Legionella pneumophila*: parameters compatible with NF T90-431 and ISO 11731 (2017) [Matrix A; Procedures 1 and 7; Medium C].

Assessment all methods together (z-score and ranking).
Assessment per methodological group, subject to a sufficient number of results.

Recommended period to start the sample treatment (PRDT):
time interval during which the quality of test materials is optimal (in number of days)

Legionella pneumophila, Legionella	D_0+2

D_0: Day the samples are sent to all the participants (for most proficiency tests, Tuesday)

PROGRAMME 33: *LEGIONELLA* AND *LEGIONELLA PNEUMOPHILA* IN WASTE WATERS BY CULTURE

Test materials are suitable for the check of analyses in surface waters, in industrial waters, in waters from cooling installations by water dispersion in air flows, in natural waters as well as fresh waters and process waters coloured and/or unfilterable requiring centrifugation or following the 'waste water' protocol.

cofrac COMPARAISONS INTERLABORATOIRES Accreditation n°1-1664 Scope available on www.cofrac.fr

€ 623 excl. VAT - total amount for 3 tests (excluding transport costs)

121 participants in 2026 - EXPERIENCE > 20 YEARS



Need to test another method, evaluate your staff?
Order **additional test samples** (parcel in its entirety): **€ 105 excl. VAT** (excluding transport costs)

3 TESTS AVAILABLE / YEAR - REFRIGERATED PARCEL

Month	1	2	3	4	5	6	7	8	9	10	11	12
Test	**27M33.1**			**27M33.2**						**27M33.3**		
Matrix	**Waste water**			**Waste water**						**Waste water**		

Please check the registration deadline prior to shipment: general schedule of the tests.

Parameters to analyse for each test	Number of bottles	Volume of bottles	Number of measurements per parameter and per bottle
Legionella pneumophila, Legionella	2	1030 mL	2

SPECIAL FEATURES

Refrigerated parcel to favour the reception of identical samples in France and internationally.

Legionella, Legionella pneumophila: parameters compatible with NF T90-431 and ISO 11731 (2017) [Matrix B; Procedures 1, 8, 9, 10 and 11; Medium C].

Recommended period to start the sample treatment (PRDT):
time interval during which the quality of test materials is optimal (in number of days)

Legionella pneumophila, Legionella	D_0+2

D_0: Day the samples are sent to all the participants (for most proficiency tests, Tuesday)

PROGRAMME 35: *LEGIONELLA* AND *LEGIONELLA PNEUMOPHILA* IN CLEAN WATERS BY PCR

Test materials are suitable for the check of analyses in public drinking waters, domestic hot waters, natural mineral waters for thermal use, swimming pool waters and equivalent, waters from misting systems as well as fresh waters.

cofrac COMPARAISONS INTERLABORATOIRES Accreditation n°1-1664 — Scope available on www.cofrac.fr

€ 633 excl. VAT - total amount for 2 tests (excluding transport costs)

24 participants in 2026 - EXPERIENCE > 15 YEARS



Need to test another method, evaluate your staff?
Order **additional test samples** (parcel in its entirety): **€ 160 excl. VAT** (excluding transport costs)

2 TESTS AVAILABLE / YEAR - REFRIGERATED PARCEL

Month	1	**2**	3	4	5	6	7	8	9	**10**	11	12
Test		**27M35.1**								**27M35.2**		
Matrix		**Clean water**								**Clean water**		

⚠ Please check the registration deadline prior to shipment: general schedule of the tests.

Parameters to analyse for each test	Number of bottles	Volume of bottles	Number of measurements per parameter and per bottle
Legionella, Legionella pneumophila	2	500 mL	2

SPECIAL FEATURES

Legionella, Legionella pneumophila: parameters compatible with NF T90-471, ISO/TS 12869 and ISO/TS 12869-2.

The analysis method used must lead to quantitative results. Presence/absence type results cannot be processed.

Recommended period to start the sample treatment (PRDT): time interval during which the quality of test materials is optimal (in number of days)	
Legionella, Legionella pneumophila	D_0+2

D_0: Day the samples are sent to all the participants (for most proficiency tests, Tuesday)

PROGRAMME 36: *LEGIONELLA* AND *LEGIONELLA PNEUMOPHILA* IN WASTE WATERS BY PCR

Test materials are suitable for the check of analyses in surface waters, industrial waters, waters for cooling installations by water dispersion in an air flow, natural waters as well as in process waters.

cofrac COMPARAISONS INTERLABORATOIRES Accreditation n°1-1664 Scope available on www.cofrac.fr

€ 736 excl. VAT - total amount for 2 tests (excluding transport costs)

12 participants in 2026 - EXPERIENCE > 10 YEARS



Need to test another method, evaluate your staff?
Order **additional test samples** (parcel in its entirety): **€ 185 excl. VAT** (excluding transport costs)

2 TESTS AVAILABLE / YEAR - REFRIGERATED PARCEL

Month	1	2	3	4	**5**	6	7	8	9	**10**	11	12
Test Matrix					**27M36.1 Waste water**					**27M36.2 Waste water**		

⚠ Please check the registration deadline prior to shipment: general schedule of the tests.

Parameters to analyse for each test	Number of bottles	Volume of bottles	Number of measurements per parameter and per bottle
Legionella, Legionella pneumophila	2	500 mL	2

SPECIAL FEATURES

Legionella, Legionella pneumophila: parameters compatible with NF T90-471, ISO/TS 12869 and ISO/TS 12869-2.

The analysis method used must lead to quantitative results. Presence/absence type results cannot be processed.

Recommended period to start the sample treatment (PRDT): time interval during which the quality of test materials is optimal (in number of days)	
Legionella, Legionella pneumophila	D_0+2

D_0: Day the samples are sent to all the participants (for most proficiency tests, Tuesday)

PROGRAMME 37: *SALMONELLA* IN FRESH WATERS

cofrac COMPARAISONS INTERLABORATOIRES Accreditation n°1-1664 — Scope available on www.cofrac.fr

€ 146 excl. VAT - total amount for 2 tests (excluding transport costs)

78 participants in 2026 - EXPERIENCE > 20 YEARS



Need to test another method, evaluate your staff?
Order **additional test samples** (parcel in its entirety): **€ 40 excl. VAT** (excluding transport costs)

2 TESTS AVAILABLE / YEAR - REFRIGERATED PARCEL

Month	1	2	**3**	4	5	6	7	8	9	10	**11**	12
Test			**27M37.1**								**27M37.2**	
Matrix			**Clean water**								**Surface water**	

Please check the registration deadline prior to shipment: general schedule of the tests.

Parameters to analyse for each test	Number of bottles	Volume of bottles	Number of measurements per parameter and per bottle
Salmonella	2	1000 mL	1

SPECIAL FEATURES

Clean water: test materials are suitable for the check of analyses in public drinking waters and non-atypical natural mineral waters.

Surface water: test materials are suitable for the check of analyses in fresh surface waters used for the production of waters intended for human consumption and non-atypical natural mineral waters.

Qualitative analysis: presence / absence.

Other recommended proficiency tests:
- **Programme 37A** '*Salmonella* in waste waters'
- **Programme 37B** '*Salmonella* in saline waters'

Recommended period to start the sample treatment (PRDT): time interval during which the quality of test materials is optimal (in number of days)	
Salmonella	D_0+1

D_0: Day the samples are sent to all the participants (for most proficiency tests, Tuesday)

PROGRAMME 37A: *SALMONELLA* IN WASTE WATERS

Test materials are suitable for the check of waste waters for the irrigation of green spaces and crops.

€ 124 excl. VAT - total amount for 1 test (excluding transport costs)

18 participants in 2026 - EXPERIENCE 1 YEAR

New to catalogue



Need to test another method, evaluate your staff?
Order **additional test samples** (parcel in its entirety): **€ 65 excl. VAT** (excluding transport costs)

1 TEST AVAILABLE / YEAR - REFRIGERATED PARCEL

Month	1	2	3	4	5	**6**	7	8	9	10	11	12
Test						**27M37A.1**						
Matrix						**Waste water coming out of a WWTP***						

Please check the registration deadline prior to shipment: general schedule of the tests.
*WWTP: Waste Water Treatment Plant

Parameters to analyse	Number of bottles	Volume of bottles	Number of measurements per parameter and per bottle
Salmonella	2	1000 mL	1

SPECIAL FEATURES

Qualitative analysis: presence / absence.

Other recommended proficiency tests:
- **Programme 37** '*Salmonella* in fresh waters'
- **Programme 37B** '*Salmonella* in saline waters'

Recommended period to start the sample treatment (PRDT):
time interval during which the quality of test materials is optimal (in number of days)

Salmonella	D_0+1

D_0: Day the samples are sent to all the participants (for most proficiency tests, Tuesday)

PROGRAMME 37B: *SALMONELLA* IN SALINE WATERS

€ 158 excl. VAT - total amount for 1 test (excluding transport costs)

14 participants in 2026 - EXPERIENCE 1 YEAR

New to catalogue



Need to test another method, evaluate your staff?
Order **additional test samples** (parcel in its entirety): **€ 80 excl. VAT** (excluding transport costs)

1 TEST AVAILABLE / YEAR - REFRIGERATED PARCEL

Month	1	2	3	4	5	6	7	8	**9**	10	11	12
Test Matrix									**27M37B.1 Sea water**			

Please check the registration deadline prior to shipment: general schedule of the tests.

Parameters to analyse	Number of bottles	Volume of bottles	Number of measurements per parameter and per bottle
Salmonella	2	1000 mL	1

SPECIAL FEATURES

Qualitative analysis: presence / absence.

Other recommended proficiency tests:
- **Programme 37** '*Salmonella* in fresh waters'
- **Programme 37A** '*Salmonella* in waste waters'

Recommended period to start the sample treatment (PRDT): time interval during which the quality of test materials is optimal (in number of days)	
Salmonella	D_0+1

D_0: Day the samples are sent to all the participants (for most proficiency tests, Tuesday)

PROGRAMME 38: YEASTS IN CLEAN WATERS

Test materials are suitable for the check of analyses in public drinking waters, non-atypical natural mineral waters and bacteriologically controlled waters as well as fresh waters, waters in health care, pharmaceutical and cosmetic establishments.

cofrac COMPARAISONS INTERLABORATOIRES Accreditation n°1-1664 — Scope available on www.cofrac.fr

€ 148 excl. VAT - total amount for 2 tests (excluding transport costs)

30 participants in 2026 - EXPERIENCE 10 YEARS



Need to test another method, evaluate your staff?
Order **additional test samples** (parcel in its entirety): **€ 40 excl. VAT** (excluding transport costs)

2 TESTS AVAILABLE / YEAR - REFRIGERATED PARCEL

Month	1	2	3	4	5	6	7	8	9	10	11	12
Test	**27M38.1**					**27M38.2**						
Matrix	**Clean water**					**Clean water**						

Please check the registration deadline prior to shipment: general schedule of the tests.

Parameters to analyse for each test	Number of bottles	Volume of bottles	Number of measurements per parameter and per bottle
Yeasts	2	510 mL	2

SPECIAL FEATURES

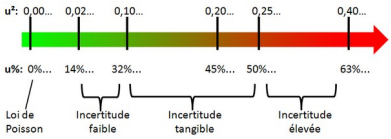

For this programme, uncertainties are calculated and provided to the participants. The indicators are the repeatability uncertainty ur^2 and the reproducibility uncertainty uR^2 specific to each participant. The uncertainty evaluated for the whole profession is also presented.

Recommended period to start the sample treatment (PRDT):
time interval during which the quality of test materials is optimal (in number of days)

Yeasts	D_0+1

D_0: Day the samples are sent to all the participants (for most proficiency tests, Tuesday)

PROGRAMME 38A: MOULD IN CLEAN WATERS

Test materials are suitable for the check of analyses in public drinking waters, non-atypical natural mineral waters and bacteriologically controlled waters as well as fresh waters, waters in health care, pharmaceutical and cosmetic establishments.

cofrac COMPARAISONS INTERLABORATOIRES Accreditation n°1-1664 — Scope available on www.cofrac.fr

€ 202 excl. VAT - total amount for 2 tests (excluding transport costs)

36 participants in 2026 - EXPERIENCE > 5 YEARS



Need to test another method, evaluate your staff?
Order **additional test samples** (parcel in its entirety): **€ 55 excl. VAT** (excluding transport costs)

2 TESTS AVAILABLE / YEAR - REFRIGERATED PARCEL

Month	1	2	3	4	5	6	7	8	9	10	11	12
Test	**27M38A.1**					**27M38A.2**						
Matrix	**Clean water**					**Clean water**						

Please check the registration deadline prior to shipment: general schedule of the tests.

Parameters to analyse for each test	Number of bottles	Volume of bottles	Number of measurements per parameter and per bottle
Mould	2	500 mL	2

SPECIAL FEATURES

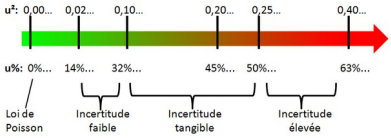

For this programme, uncertainties are calculated and provided to the participants. The indicators are the repeatability uncertainty ur^2 and the reproducibility uncertainty uR^2 specific to each participant. The uncertainty evaluated for the whole profession is also presented.

Recommended period to start the sample treatment (PRDT):
time interval during which the quality of test materials is optimal (in number of days)

Mould	D_0+1

D_0: Day the samples are sent to all the participants (for most proficiency tests, Tuesday)

PROGRAMME 39: VEGETATIVE CELLS AND SPORES OF *CLOSTRIDIUM PERFRINGENS* IN CLEAN WATERS

Test materials are suitable for the check of analyses in public drinking waters according to ISO 14189.

€ 346 excl. VAT - total amount for 2 tests (excluding transport costs)

12 participants in 2026 - EXPERIENCE: 3 YEARS

2 TESTS AVAILABLE / YEAR - REFRIGERATED PARCEL

Month	1	2	3	4	**5**	6	7	8	**9**	10	11	12
Test					**27M39.1**				**27M39.2**			
Matrix					**Clean water**				**Clean water**			

Please check the registration deadline prior to shipment: general schedule of the tests.

Parameters to analyse for each test	Number of bottles	Volume of bottles	Number of measurements per parameter and per bottle
Spores of *Clostridium perfringens* Total of *Clostridium perfringens*[1]	2	500 mL	2

[1] *Total = spores + vegetative cells*

SPECIAL FEATURES



You will receive dehydrated materials 'Qualities' in addition to the bottles of clean water (one dehydrated material for each bottle of clean water). Resuspension of the materials has to be carried out following a protocol provided by AGLAE.

Analyses of vegetative cells and spores of *Clostridium perfringens* have to be carried out according to (NF EN) ISO 14189 standard.

Other recommended proficiency test:

➥ **Programme 30A** 'Spores of SRA and *Clostridium perfringens* in fresh waters and waste waters'

Recommended period to start the sample treatment (PRDT): time interval during which the quality of test materials is optimal (in number of days)	
Spores of *Clostridium perfringens* Total of *Clostridium perfringens*	Analyse upon receipt

PROGRAMME 130: BACTERIOPHAGES IN WATERS

€ 751 excl. VAT - total amount for 2 tests (excluding transport costs)

18 participants in 2026 - EXPERIENCE: 4 YEARS



Need to test another method, evaluate your staff?
Order **additional test samples** (parcel in its entirety): **€ 190 excl. VAT** (excluding transport costs)

2 TESTS AVAILABLE / YEAR - REFRIGERATED PARCEL

Month	1	2	3	**4**	5	6	7	8	**9**	10	11	12
Test Matrix				**27M130.1** **Waste water**					**27M130.2** **Fresh water**			

⚠ Please check the registration deadline prior to shipment: general schedule of the tests.

Parameters to analyse for each test	Number of bottles	Volume of bottles	Number of measurements per parameter and per bottle
Somatic coliphages	1	Waste water: 250 mL Fresh water: 500 mL	2
F-specific RNA bacteriophages [1]	1	Waste water: 250 mL Fresh water: 500 mL	2

[1] parameter not covered by accreditation (see general conditions of registration)

Recommended period to start the sample treatment (PRDT):
time interval during which the quality of test materials is optimal (in number of days)

Somatic coliphages	D_0+1
F-specific RNA bacteriophages	D_0+1

D_0: Day the samples are sent to all the participants (for most proficiency tests, Tuesday)

General conditions of registration for the proficiency tests

When registering for a scheme, any laboratory accepts the following general conditions, which take precedence over the terms and conditions of members.

1. Registration for the proficiency tests

AGLAE is a non-profit-association governed by the French 1901 law.
Any analytical or testing laboratory can register for the tests; it is then a member of the Association.
Any member wishing to participate actively in the operation of the Association may apply (contact us).
AGLAE's proficiency testing schedule is adapted each year according to the needs of laboratories and current French regulations in force. However, registrations are possible all the year through, as long as proficiency tests are still available. Registration for one programme includes the participation in all the tests left when registering. Because regulations vary according to the country, international laboratories are allowed to order proficiency tests as separate units.
AGLAE's service offers are provided as part of a subscription. There is no withdrawal period as samples can deteriorate quickly.
Registration is effective when AGLAE sends the registration certificate.
Once registered, a laboratory shall not withdraw and ask for a refund, even if the laboratory requests not to receive the samples.
When registering, the laboratory shall agree to receive the samples any working day (according to French legislation). After registration, participants receive their schedule.
AGLAE might be brought to modify the scheme content during the year (shipment date, change of packaging, analytical periods…).
Without involving AGLAE's liability, any programme might be cancelled if the number of registered participants is considered insufficient or in case of feasibility problem. Should a programme be cancelled, invoiced fees will be reimbursed.

2. Quality Control Materials

AGLAE provides "Quality Control Materials" to any laboratory registered for the current scheme. These materials come from proficiency tests in solid matrices.
Any member may order these materials whether the laboratory has participated or not in the proficiency test from which the test material comes from.
The laboratory can order them at any time during the year, up to a limit of 5 materials from the same batch.
On receipt of a purchase order or of a validated quote, AGLAE informs the laboratory of the date the quality control materials are sent.
The conditions of transport, receipt and payment of quality control materials follow the ones of test materials.

3. Additional test samples

AGLAE provides additional samples for almost all the tests. These samples are sent at the same time as interlaboratory samples, to the same address and no statistical processing is carried out from them. The laboratory should be registered for the concerned programme to purchase them. The conditions of transport, receipt and payment of additional test samples follow the ones of test materials.

4. Payment of the due amounts

The laboratory has to pay the amount of its invoice. The invoice includes: participation fees, transport and possibly VAT, management fees, discounts.
Invoicing of participation fees is established proportionally to the number of tests left, increased by 10% when the entire set of tests for a programme is no more available or for the purchase of separate units for international laboratories.
Transport costs are not included in the cost of the proficiency tests, they are charged in addition.
Management fees can be applied in particular in case of bank transfer costs to be paid by AGLAE.
Payments have to be done without causing any fees for AGLAE within a fixed schedule specified on the invoice.
Any delay or absence of payment leads to, by right and without formal notice, the immediate payability of the due sums as well as the payment of penalties of one and a half times the legal interest rate, based on unpaid sums and without prejudice of damages and other costs that the Association may require. All sums are due from the deadline of payment until they are actually paid.
AGLAE reserves the right to suspend the access to the Member Area and to stop the shipment of test materials to any laboratory not respecting the deadlines of payment. In case of temporary suspension of the sending of test materials, the laboratory will not be entitled to claim the refund of the proficiency tests not performed or request the shipment of the proficiency tests that have already left our premises during the suspension period. In case of late payment or payment anomaly, payments will then be requested upon receipt of the quote.
The suspension shall only be lifted once full payment of the sums due has been made.
Invoicing is done at the time of registration, independently from the conduct of the tests. It may not be required to be made out once the service has been provided.

5. Accreditation and confidentiality

AGLAE meets the requirements of ISO / IEC 17043 standard and Cofrac rules of application for the provision of interlaboratory comparisons *(Cofrac accreditation No. 1-1664 – scope available on www.cofrac.fr)*.
Laboratories cannot use AGLAE's logo jointly with AGLAE's Cofrac accreditation mark.
AGLAE is committed to assuring the **confidentiality of information** it owns. Anonymity of participants in a test is assured by the coding of results, all the test documents containing results are issued with a laboratory code.
AGLAE may not provide a performance assessment for parameters not implemented under accreditation.

6. Communication with the participants

Communication between the Association and participants are mainly in **electronic** format: sending and receiving emails, documents to download from the dedicated area of AGLAE's web site ("Member Area").
Many messages and test documents are translated into English, but the official version remains the French version.
The laboratory is responsible for updating its contact details via the members' area or by e-mail if necessary.
AGLAE accepts no liability for the non-receipt of emails. Laboratories shall follow the conduct of proficiency tests and react to reminders.

7. Transport of test materials

Transport is performed by **express delivery** service by a courier selected by AGLAE.
Delivery of the samples is scheduled the day after the shipment before 1pm for laboratories located in metropolitan France. For other destinations, delivery times depend on the carrier and the

location of the laboratory (contact us if need be). Laboratories should be able to receive deliveries from 7.30 am as well as during lunch breaks.
AGLAE's liability towards deliveries is limited to late deliveries of more than 2 working days compared to the delays specified by the courier, not attributable to laboratories and in normal period of activity. The date to which all the parcels are handed over to the courier is considered to calculate possible late deliveries.
AGLAE will not be liable for:

- malfunctioning attributable to the laboratory (no receipt of the parcel handed over by the carrier or loss of the parcel within the laboratory or address change without prior notice),
- delays at customs,
- bank holidays causing delivery delays,
- social conflicts, national or local,
- case of force majeure preventing correct delivery (weather problems…),
- unjustified claim about the integrity of the received products.

In every instance, when AGLAE's liability is involved, the compensation shall be limited to the price for the proficiency test giving rise to such liability (adding the transport fees invoiced).
Attention: depending on the destination, **a custom duty may be requested to the laboratory by the local customs**. **The laboratory shall take any necessary action to meet the customs' requirements and get the test materials as soon as possible.**

8. Receipt and quality of the test materials

The aim of the PTS preparation is to prepare materials as close as possible to the samples analysed in routine: the contamination levels can therefore be very low or very high.
The preparation and packaging of the test materials are mainly carried out by AGLAE. Subcontracting can be used for some programmes.
In case of major failure found on receipt of the test materials, the laboratory shall contact AGLAE as quickly as possible so that AGLAE can take the appropriate actions. Anomalies notified by the laboratory more than 24 hours after receipt will not be accepted.
In case of major defect of test samples quality, AGLAE has the possibility to cancel the concerned parameter or the whole proficiency test; without the laboratories being able to claim any compensation.
Should a proficiency test be cancelled based on the decision of the Management or of the Administration Board, the test would then be postponed.
In case one or several parameters of a test are cancelled, the concerned parameters will not be systematically provided again, unless otherwise decided by the Board of Management.

9. Analysis of the test materials

The laboratory should start analyses as soon as possible, during the recommended period to start the sample treatment (P.R.D.T.). This period corresponds to the time interval during which the materials' quality is optimal under the recommended preservation conditions. After this period, failures may occur and interfere with the assessment of the analytical performance of laboratories, without involving AGLAE's liability.
For laboratories outside France, delivery times may be systematically superior to the recommended period to start the sample treatment. Laboratories should check their delivery delay in comparison with the P.R.D.T.
The laboratory shall return results. For almost all tests, results are entered via the Member Area. They must be reported and validated by the deadline defined by AGLAE. Beyond this deadline, results that have not been validated will not be statistically processed. AGLAE will not be liable for that. Should the number of results be insufficient, AGLAE reserves the right to not assess the participants' analytical performance, but comments on the results will be made based on the information in our possession.
The laboratory shall not, in any case, disclose its results to any party (other than AGLAE); anyway before test reports are issued.

10. Test reports

The objective is to issue test reports as soon as possible. The delay varies between 1 and 10 weeks depending on the difficulty met with data processing (number of parameters, deviations between methods). Our average delay to issue test reports is 2 weeks. A provisional date is given for each test: however, these dates are not contractual.
Note that test reviews and test reports have to be downloaded from the Member Area of AGLAE's web site. They are available for all the participants registered for the test. If the laboratory wishes to appeal following its performance assessment, it must contact AGLAE's Quality Manager in writing (email or postal mail).

11. Data ownership

Produced data (in particular precision values) belong solely to the Association. They are only aimed at laboratories which participated in the test, for internal use of quality management and check or evidence* of their analytical performance.
Report's reproduction is authorised in its entirety only.
Any use other than those defined above requires preliminary approval from AGLAE under penalty of prosecution; whether it is a usage or communication (full or partial) by laboratories which participated in the test or by third parties.

12. Data protection

AGLAE processes personal data that you provide when registering but also during the proficiency testing scheme in compliance with legal obligations.
For more information with regard to the processing of personal data, you may read the section about personal data on www.association-aglae.fr.

13. Safety policy and respect for the environment

When registering for our tests, laboratories agree to handle samples and dispose of their waste in accordance with the usual caution and current regulations.

Should there be any differences between the French and English versions of this document, the French version shall prevail.

*: evidence to their clients, accreditation bodies or Ministries in the frame of approvals